



### District Report Card: 2017


<b>State:</b> Maharashtra	<b>District:</b> Ahmadnagar
<b>Class:</b> 8	<b>Subject:</b> Language
<b>Schools:</b> 51	<b>Students:</b> 1471


### Participation/Coverage


#### Students

<b>GENDER</b> 	Boys		Girls	
	Number	%	Number	%
	807	54.86	664	45.14

<b>AREA</b> 	Rural		Urban	
	Number	%	Number	%
	1170	79.54	301	20.46

<b>CATEGORY</b> 	SC		ST		OBC		GEN	
	Number	%	Number	%	Number	%	Number	%
	203	13.80	92	6.25	452	30.73	724	49.22

<b>CWSN</b> 	LD	VI	HI	S&LD	ID	Oth
	5	2	3	1	0	52

<b>Management</b> 	Government		Government-aided	
	Number	%	Number	%
	18	1.22	1453	98.78

### Average Performance of Students in Language (%)

Overall	Gender		Area		Management		Social Group			
	Male	Female	Rural	Urban	Govt.	Aided	SC	ST	OBC	GEN
66.71	64.97	68.82	68.17	61.04	63.70	66.74	60.39	60.43	69.50	67.53

## Performance on Learning Outcomes (LOs)

Learning Outcomes	Description	Average Performance(%)
L813	Read textual/non-textual materials with comprehension and identifies the details, characters, main idea and sequence of ideas and events while reading	66.71

Range of Performance of Students who Answered Correctly							
Below 30%		30% - 50%		50% - 75%		Above 75%	
Number	%	Number	%	Number	%	Number	%
111	7.55	211	14.34	589	40.04	560	38.07

## Lowest Performing Learning Outcomes (LOs)

1 - Read textual/non-textual materials with comprehension and identifies the details, characters, main idea and sequence of ideas and events while reading (66.71)